

Thank you for choosing Sparrow for your upcoming joint replacement surgery!


The information provided below can help you understand your upcoming procedure. These resources will help you become better informed about your operation and empower you with skills and knowledge you need to actively participate in your care.

1. If you don't already have a MySparrow account, you can sign up for free by navigating to the address below:

Sparrow.org/MySparrowSignUp

2. Fill out the form and click “submit” at the bottom of the page. You will receive an email with an activation code and further instructions. For questions or help with sign up, you can email **HelpDesk@Sparrow.org** or call **517.364.4357**.


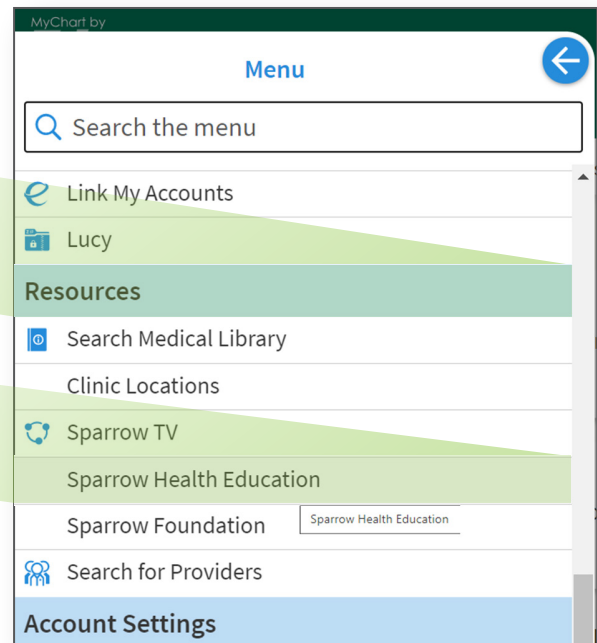
3. Once you have signed up, log in to your MySparrow account. Navigate to the “Menu icon” which appears as a blue circle with three white bars.



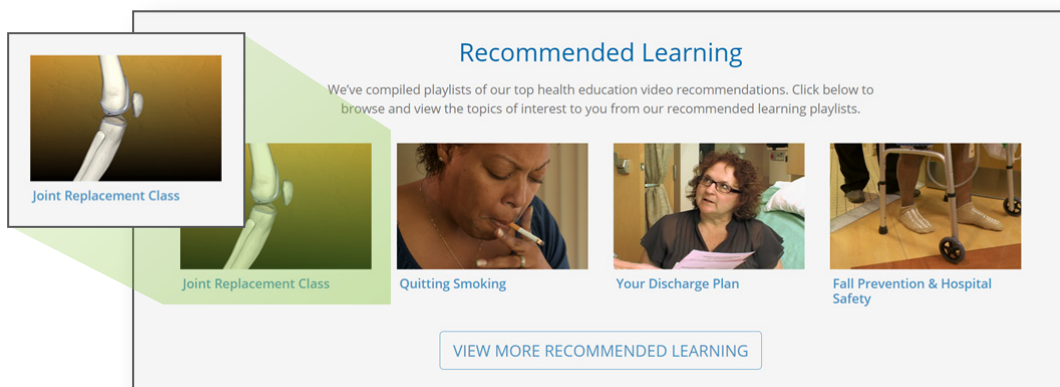
4. Select “Resources” and scroll down to “Sparrow Health Education”.

Resources

Sparrow Health Education



5. Scroll down to “Orthopedics” and click on “Joint Replacement Class”.



For information, visit Sparrow.org/JointCamp